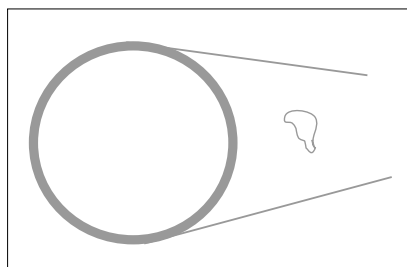
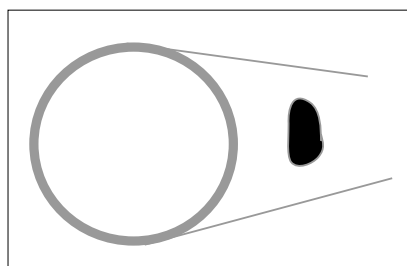


Wencon Exhaust Repair Kit

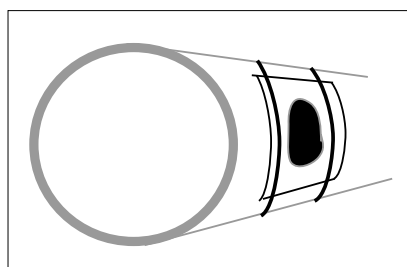


Cracks or leaks in exhaust systems etc. can only be repaired by using a product with a very high temperature resistance.

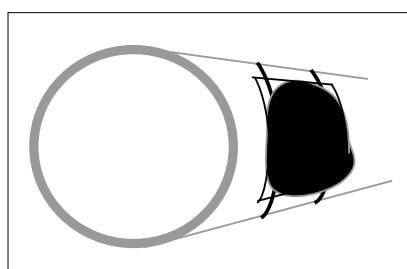
Wencon Exhaust System Repair Compound is a one-component product, with a temperature resistance up to 1000°C (1832°F) after full curing. To use the product, follow the simple guidelines below:



1. Grind and clean/degrease the affected area and the surrounding area. Use Wencon Bio Cleaner.
2. Open cartridge containing the product (Note: this is a one component product). Use a caulking gun to apply the product with. Apply a suitable amount in and around the leak.



3. Cut a suitable piece of the metal mesh and fix it to the repair area using steel band or steel wires.
4. Apply second layer of the compound. Make sure the compound has completely solidified before exposing it to heat, otherwise the curing will not succeed.



Remarks

It is important to note, that this product is designed for emergency repairs of leaks. It is not designed as for instance an internal lining for turbo charger housings.

Read the instructions on the packing and the Safety Data Sheet.