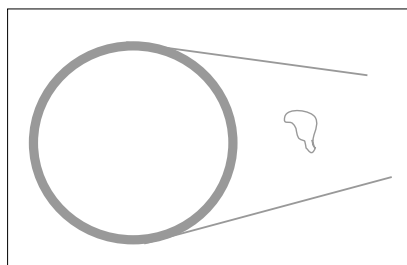
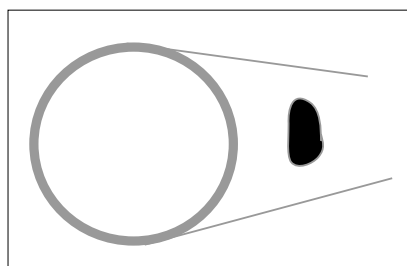


Wencon Exhaust Repair Kit

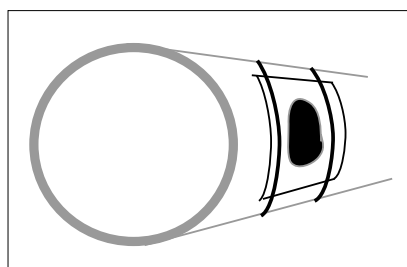


Cracks or leaks in exhaust systems etc. can only be repaired by using a product with a very high temperature resistance.

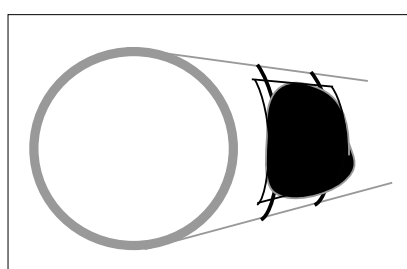
Wencon Exhaust System Repair Compound is a one-component product, with a temperature resistance up to 1000°C (1800°F). To use the product, follow the simple guidelines below:



1. Grind and clean/degrease the affected area and the surrounding area. Use Wencon Bio Cleaner.



2. Cut the tip of the cartridge with a sharp knife. Apply a suitable amount in and around the leak by using hand- or pneumatic gun. (Note: This is a one component product)



3. Cut a suitable piece of the metal mesh and fix it to the repair area using steel band or steel wires.

4. Apply second layer of the compound ~~and leave it for initial curing for 3-4 hours, depending on temperature and humidity.~~
~~When the compound has turned hard, heat it up slowly to approx. 95°C (200°F) and leave it at that temp. for 15 minutes to fully cure.~~

Remarks:

It is important to note, that this product is designed for emergency repairs of leaks. It is not designed as for instance an internal lining for turbo charger housings.

Read the instructions on the packing and the Material Safety Data Sheet.