


Splitcase Pump

Application:	Repair of splitcase pump
Place:	Ridderkerk, NL
Date:	June 2009
Job and report done by:	Repair Management Nederland B.V.
Wencon products used:	Rapid, Coating white & blue, Release Agent, Cleaner, appl. tools




1. & 2.

Corroded seat of pump housing is grit blasted, before refurbishment with Wencon.



3., 4. & 5.

Apply Wencon Rapid for rebuilding and bring impeller in position (on the impeller and shaft is a layer of Wencon Release Agent, to prevent adhesion of the parts after material is cured).




6. The same is done with the other part of the pump housing. Curing time is now 24 hours.




7. & 8.

After disassembling the pump, another two layers of Wencon Coating is applied. The new rebuild seat is visible.



9. After fully curing the pump will be assembled again with new gaskets and new bearings etc. Also a new layer of paint is sprayed, on the outside of the pump housing.



10. Finished pump ready for a new life and many service hours.

